

ARF Talk !!!!! Winter '07



**TOYS,
TOYS, TOYS
Get ready
for the
holidays with
our toy info!**

*Howliday Photo's
Perry Tinsley will be
the photo master at
this years holiday
photo shoot. It is
Saturday November
17, 2007 from 10 am
to 3pm, held at AFP
Pets 204 Emmet St.
Watertown WI. For
an appointment
call 920-206-8441
All proceeds benefit
the AAFMED fund!*

*You were born an
original, don't die a
copy!*

Happy holidays from AGSR! Winter 2007 is upon us!!

Even though its just officially fall when this newsletter is going to print, I wanted to take the opportunity to look ahead to the holiday season and get a jump on gift buying for your dog! A great place to shop on line and buy dog toys and help benefit AGSR is: www.helpingudders.com Just click on "choose your rescue" and then click on the letter G (for German Shepherds). We're listed there! The

Wubba toys are particular good GSD toys as they last a long time! Jolly Balls, horse training toys, are also a good choice especially for an outdoor dog toy! They are a blast for dogs in the winter time too!


So what is a Safe Toy???? How do I determine what is ok to give my dog?

Picking out some new toys for your pooch? Give 'em the toddler test: If you'd give the toy to a 2-year-old, it's probably safe for your pet, too.

Dogs are just as curious as young children. In addition, they have sharp teeth that can tear into almost anything. To spare yourself an emergency trip to the vet, ask these four questions before you buy:

- Does the toy have a squeaker? Unless you intend to always watch your dog at play, put it back on the shelf. Dogs are experts at liberating -- and eating -- the squeaker.
- Is the toy small enough to be swallowed? Look for something that doesn't quite fit into your pet's mouth.
- Is it sturdy? Polystyrene beads and other fillers are not digestible, so the toy should be made of a material strong enough to prevent access to stuffing.
- Are there any removable parts -- buttons, ribbons, snaps, rubber or plastic bits -- that could be chewed off and swallowed? If so, skip it

© J. VANDER




All 4 stages of a Deer tick!!!!

TICK TICK TICK.....YECH!!!!

What to use, frontline? A collar? These are the questions that every dog owner asks themselves sooner or later! The Preventic collar is generally the "gold standard" against which all other methods of tick preventives are measured. The collar needs to be fitted properly in order to be effective. If it is fitted too tightly, irritation can develop and it does take 24 hours to become effective. The proper placement for the collar is so you can fit two fingers between the collar and your dogs neck, no more. While rain won't affect the collar, you must remove it before your dog goes into water. It is also dangerous if your dog ingests it or dangerous to another dog if they grab the collar your dog is wearing in play. Frontline is often the choice of vets and comes in a variety of names, TopSpot, Frontline Spray etc. The active ingredient in these products is fipronil which targets the nervous system of the ticks/fleas and paralyzes the ticks as they make their way down your dogs fur so that it is unable to suck blood, pass infection and the tick dies and falls off. This type of preventive usually takes 48 hours to completely cover your dog though so you need to be vigilant and be on the look out for ticks before the 48 hour mark. Frontline spreads through the oils on the dogs skin, so if you plan on bathing him, you should wait at least two days before you apply it. This type of preventive needs to be applied every 30 days, do not stretch out the time line in between applications either as it can allow the tick to become immune to the preventive. This is a good alternative to the collar, but only if you religiously apply it every 30 days!

K9Advantix is relatively new on the market. It is like Frontline, a product that spreads out on your dogs skin. Its two main ingredients are permethrin - which repels and kills ticks and mosquitoes. The second ingredient is imidocloprid which targets fleas and seems to work well.

Other suggestions to battle ticks are to keep your yard raked, clear away brush and tall grasses and trim back overhanging tree branches as ticks love to hide out here! You can also spray your yard with dish soap! Put a couple of inches of Ivory liquid soap in a garden sprayer, attach the hose and spray away! You do have to repeat this process after a rainfall though! But you'll have the cleanest grass in the neighborhood! Ivory is also a good shampoo for your dog, especially when 'seed' ticks are abundant. Seed ticks are almost impossible to pick off by hand! Other things to check out are using granulated sulphur (it stinks literally!) around your yard, Nematodes (especially effective are Heterorhabditis megidis, H. bacteriophora & Steinernema riobravis). You need to apply about 1 million per square yard though and the soil needs to be moist as nematodes will die if they dry out. Other options are Guinea Hens, as their meal of choice is ticks! And you get the bonus of fresh eggs! Other things to investigate are herbal flea collars using essential oils (but check out which oils are problematic for animals before applying these. Essential oils should NEVER be applied to the dog, only a collar. NEEM oil spray is also proving to be effective.....so we are not alone in battling the blood sucking tick!!!



Remember to make sure your dog has fresh water and adequate shelter whenever it is outside for any length of time during the winter. The best reason to have a GSD when its bitter cold outside is so you can snuggle up with him/her inside

German Shepherd Humor!!!!

Arf's German Shepherd
Rescue, Inc.

PO Box 44

Lodi, WI 53555

Have a question or a
concern? Contact one of
the board member.

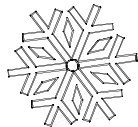
We're here for you after
the adoption!!!

E-Mail:

gsd@arfrescue.com

Web Site:

www.arfrescue.com



Rate the jokes
folks a 1, 2 or
a 3 paw
slapper?

Got a favorite story or joke? Send it over for the next ARF Talk newsletter. gsd@arfrescue.com

Any special area of GSD interest you would like us to Investigate? Email us!



The Blonde & The K-9 Patrol Dispatch

The police department, famous for its superior K-9 unit, was somewhat taken aback by a recent incident. Returning home from work, a blonde was shocked to find her house ransacked and burglarized. She telephoned the police at once and reported the crime. The police dispatcher broadcast the call on the channels, and a K-9 unit patrolling nearby was the first on the scene.

As the K-9 officer approached the house with his dog on a leash, the blonde ran out on the porch, clapped a hand to her head and moaned, "I come home from work to find all my possessions stolen, I call the police for help, and what do they do? **They send a BLIND policeman!"**